






The following information is a translation of an original Japanese text.

From May 20, 2021

Please evacuate when an “Evacuation Instruction” is issued!
“Evacuation Recommendations” will no longer be used

Alert Level
4

Alert Level	New Evacuation Information		Previous System of Evacuation Information
5	 Disaster occurrence/ Disaster impending	Emergency Safety Measures ※1	Disaster occurrence information (Issued once occurrence is confirmed) <ul style="list-style-type: none"> • Evacuation Instruction (emergency) • Evacuation Recommendation Advisory to prepare for evacuation and start evacuating elderly and other persons requiring special care <ul style="list-style-type: none"> Heavy Rain, Flood, or Storm Surge Advisories (Japan Meteorological Agency) Probability of Warnings (Japan Meteorological Agency)
~<Be sure to evacuate by Alert Level 4!>~			
4	 High risk of disaster	Evacuation Instruction ※2	
3	 Risk of disaster	Evacuation of the Elderly, Etc. ※3	
2	 Weather worsening	Heavy Rain, Flood, or Storm Surge Advisories (Japan Meteorological Agency)	
1	 Risk of weather worsening	Probability of Warnings (Japan Meteorological Agency)	

Note 1: Alert Level 5 is rarely issued due to a number of reasons, such as municipal authorities being unable to accurately grasp the severity of a disaster.

Note 2: Evacuation Recommendations will no longer be issued. Instead, Evacuation Instructions will be issued.

Note 3: An Alert Level 3 indicates that everyone living in the evacuating area should prepare to evacuate if the Alert Level is raised. People who may have difficulty evacuating quickly or who feel that they are already in danger should proceed to evacuate themselves.

Emergency Safety Measures (Alert Level 5)

indicates a life-threatening situation in which you can no longer safely evacuate.

Please evacuate before Alert Level 5 is issued.

Evacuation Recommendations will no longer be used.

From now on, all residents should evacuate from affected areas when or before Evacuation Instruction (Alert Level 4) is issued.

Elderly people, those with disabilities, and others who may need more time to evacuate should evacuate from affected areas when Evacuation of the Elderly, Etc. (Alert Level 3) is issued.

How can I safely evacuate?

Evacuation is more than simply moving to a community center or elementary school/junior high school. The goal of evacuation is to get somewhere safe. There are four courses of action you can take.

Evacuate to an evacuation site designated by your local authority

What to take with you:
Masks
Disinfectant solution
Thermometer
Slippers
Etc.



Evacuate to a friend or relative's home in a safe area

Talk to them in advance about evacuating during a disaster.

Note: Check the Hazard Map to see whether the area is safe.



Decide in advance how to act during a disaster

Evacuate to a hotel, inn, etc. in a safe area

Normal accommodation charges will apply. Try to make a reservation and/or check availability in advance.

Note: Check the Hazard Map to see whether the area is safe.



Shelter indoors

Check the Hazard Map to see whether you meet the "3 conditions" to shelter indoors.

Note: Do not shelter indoors if there is risk of a landslide occurring. Evacuate immediately.



If you meet the "3 conditions," then it may be possible to shelter indoors even during a flood

① Your home is not located in an assumed flooding area where houses are likely to collapse.

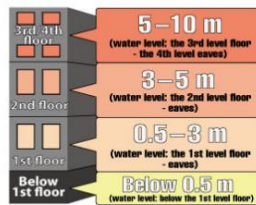
(If it is...)



Wooden houses may collapse due to fast-moving water.

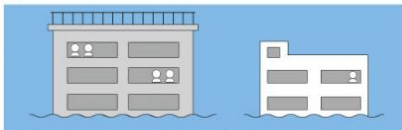
Your entire house may be washed away as the ground crumbles beneath it.

② Your home is higher up than the flooding level



③ You can hold out until the water recedes and have sufficient supplies of water/food, etc. (If not...)

You may struggle to secure water, food, medicine, etc. or may be unable to use electricity, gas, water, and other utilities



Note: Since ① the assumed flooding area where houses are likely to collapse and ③ the time until the water recedes (duration of the flooding) may not be shown on the Hazard Map, please contact your municipal authority.

Going outside during torrential rains is dangerous, even in a car. If you have no choice but to spend the night in your car, take great care to check your surroundings, etc., to make sure you are not caught in a flood.